




FLUID CONTROL VALVES
MANUFACTURING RANGE



SOLENOID VALVES



BALL VALVES



CONTROL VALVES



BUTTERFLY VALVES



ANGLE SEATED VALVES



GAS PRESSURE REGULATOR



BLOCK VALVES

Pioneer Spirit in Valve Automation

We Welcome and thank you for referring our 'Abridge Catalogue'

"AVCON" is known all over continents, as a manufacturer of 'Quality' products-Solenoid Valves, Ball and Butterfly Valves with Pneumatic and Electric Actuators; Gas Control and Regulation Products. also valves for Pharma & Bio-Tech Industry.

AVCON has walked through several years, gaining valuable experience, offering AVCON equipments in the products manufactured by the OEMs, in all spheres of engineering. AVCON products have gained reputation with Consultants and approvals of Users, OEMs, and others, as Quality products.

Being ISO 9001 DNV certified company, has put AVCON on forefront. Our motto is 'Value for The Money' and 'Superior Product, One Among The Best in The World'.

We are very sure that, there is a product in vast range of AVCON, which will meet your expectation and requirements.

AVCON Product Range Includes:

- Solenoid Valves (Many Non Standard Version available).
- Motorised Controls Valves.
- Pneumatic Control Valves.
- Manual & Pneumatic, Electric Actuated Valves. for Pharma, Bio-Tech & Food Industry.
- Piston Operated Globe Valves.
- Piston Operated Special Valves for Tyre and Tube Machinery Manufacturers.
- Ball Valves with Electric Actuators and Pneumatic Actuators.
- Butterfly Valves with Electric Actuators and Pneumatic Actuators.
- Low Leakage Type Damper with Pneumatic and Electric Actuators.
- High performance Butterfly Valves with Pneumatic and Electric Actuators.
- Gas Regulation and Control Equipments like Ball Valves, Filters, Safety Shut Off Valves, Regulators, Safety Relief Valves, Ratio Regulators, Orifice Plate Assemblies, Pressure Gauges, Pressure Switches, Gas Trains with Gas Flow Meters.

AVCON also offer:

- **BADGER** - Research Control Pneumatic & Motorised Miniature Valves.



avcon is highly motivated team of Technical, Managerial Professionals with strong commitments to excellence in presentation of Automated Valves, which includes : SOLENOID - MOTORISED - PNEUMATICALLY OPERATED VALVES, used in diversified field where automation is needed.

avcon Motto is

"Quality + Technology + Performance."

This ensures "The worth of money you spend in buying Automated Valves." Pioneer spirit at AVCON to design & develop Industrial duty Automated Valves, resulted in presenting most comprehensive complete range of Automated Valves. Recognised everywhere and yet economically priced.



Office & Works Unit -I



Office & Works Unit -III



Office & Works Unit -II



Office & Works Unit -IV

Manufactured by:

AVCON CONTROLS PVT. LTD.

MUMBAI- Plot No. 65, Road No. 13, MIDC Marol Area, Andheri (E), Mumbai - 400 093.

Tel. No.: 91(22)-69156100 / 28221505. E-mail : avcon@avconcontrols.com,

Website: www.avconcontrols.com







Offices at :Contact No.







Pune :020-2712 0776/2712 0540 Chennai :089393 12809/044-4028 2503

Kolkata :098319 04444/033-2230 2471 Vadodara :09810015079

New Delhi :(011)-2646 0811/4605 4344 Hyderabad :079950 86416


Bengaluru :084312 56574

SERIES	BV 2290 /2270	FG	RG	SG/SGN	SHV	SRV
TYPE	2-Way Isolation Ball Valve for Gas.	Gas Filters.	Regulator for Gaseous Media.	2/2 Way Direct Acting, Solenoid Valves, Normally Closed / Normally Open for Gas & Air Application.	Safety Shut - Off Valve.	Safety Relief Valve for Gas Application.
PRODUCTS						
BODIES	Available in Cast Steel. End connections Screwed BSP(F)/NPT (F), Flanged to ASME B 16.5 Class 150 RF, DIN PN 16.	Available in Aluminium casted. End connections ASME B.16.5 Class 150RF, PN 16 / BSP(F)/NPT.	Available in Aluminium casted. End connections ASME B.16.5 Class 150RF, PN 16 / BSP(F)/NPT. Designs available to suit 1bar, 4 bar, 200 mbar inlet pressure.	Available in Aluminium casted. End connections ANSI B16.5 Class 150RF, PN 16, BSP(F)/NPT.	Available in Aluminium casted. End connections BSP ASA 150RF or Flanged to PN 16.	Available in Aluminium die casted. End connections BSP(F)/NPT.
SIZES	15mm (1/2") to 150mm (6")	15mm (1/2") to 150mm (6")	15mm (1/2") to 150mm (6")	15mm (1/2") to 100mm (4")	25mm (1") to 150mm (6")	25mm (1")
TEMPERATURE	Upto 80 °C	-20°C to 80 °C	-20°C to 60 °C	-20°C to 60 °C	-15°C to 60 °C	-20°C to 60 °C
FLUIDS	Air/Natural Gas/LPG/Bio-gas/Town Gas/Propan	Air/Natural Gas/LPG/ Bio-gas/ Town Gas/Propan	Air/Natural Gas/LPG/ Bio-gas/ Town Gas/Propan	Air/Natural Gas/LPG/ Bio-gas/ Town Gas/Propan Also available as Slow Opening Fast Closing Valve, Pressure Switch.	Air/Natural Gas/LPG/ Bio-gas/ Town Gas/Propan	Air/Natural Gas/LPG/ Bio-gas/ Town Gas/Propan

SERIES	GG/GGB/GGO	SGR	R266A-R267A	HMV	RG 100 / 200	BBV
TYPE	Ratio Control Valves for Gas Application.	Safety Shut - Off Solenoid Valve, Manually Operated, Electrically Trip.	2/2 Way - NC & NO, Direct Operated With Or Without Bypass With M50 Coil. Also Available With RD-WP67, RD-FLP-1IC + IP67 Metallic Enclosure.	Hydro Motor Valve.	High Pressure Regulators for Air & Gas.	Block & Bleed Valve For Safety of Pressure Gauges.
PRODUCTS						
BODIES	Available in Aluminium casted. End connections BSP(F)/NPT. Max. inlet Pressure 200 mbar.	Available in Aluminium casted. End connections Screwed BSP/NPT (F), & Flanged PN 16/ ASA Class 150RF.	Available in Stainless Steel (CF8) BSP/NPT.	Available in Aluminium or Cast Iron/ GGG40. End connections PN 16/ASA 150RF.	Available in Cast Steel. End connections Screwed BSP(F)/NPT (F).	Available in CF8. End connections 1/2" BSP (F) / 1/2" NPT (F).
SIZES	15mm (1/2") to 50mm (2")	15mm (1/2") to 100mm (4")	10mm 3/8" to 15mm (1/2")	40mm (1 1/2") to 150mm (6")	15mm (1/2") to 50mm (2")	15mm (1/2")
TEMPERATURE	-15°C to 60 °C	-20°C to 60 °C	Max. 120°C	-15°C to 60 °C	-15°C to 80 °C	Upto 80 °C
FLUIDS	Air/Natural Gas/LPG/ Bio-gas/ Town Gas/Propan	Air/Natural Gas/LPG/ Bio-gas/ Town Gas/Propan	Air/Natural Gas/LPG/ Bio-gas/ Town Gas/Propan	Air/Natural Gas/LPG/ Bio-gas/ Town Gas/Propan	Air/Natural Gas/LPG/ Bio-gas/ Town Gas/Propan	Air/Gas








GAS TRAIN








Gas Train for Continues Regulation of Gas Flow to Boilers / Furnaces for Inlet Gas Pressure 1 to 4 Bar, Outlet Pressure 5 to 350mbar.

















Available in Screwed / Flanged end connections.
15 x 15, 25 x 25 or 25 x 40, 40 x 40 or 40 x 50, 50 x 50 or 50 x 65, 65 x 65 or 65 x 80, 80 x 80 or 80 x 100, 100 x 100 or 100 x 150, 150 x 150 or 150 x 200, 200 x 200 or 200 x 250, 250 x 300.

















SERIES	6612/13/14/15E - 6622/23/24/25/26E	6616E/6619E	6812M/6824M- 6844M/6822M	6816M/6819M	6412B/6416B	5812M/5822M/5816M/5819M	Tank Bottom Valves
TYPE	2/2-Way Angled Body Valve with Metallic, Pneumatic Piston Actuator.	3/2-Way Metal Body Mixing or Diverting Valves with Metallic Pneumatic Piston Actuator.	2/2-Way Angled Metal Body Normally Closed or Normally Open Valve with Plastic & Metallic Pneumatic Piston Actuator.	3/2-Way Metal Body Mixing or Diverting Valves with Plastic Pneumatic Piston Actuator.	2/2 and 2/3-Way Pneumatic Piston Operated Normally Closed High Pressure Valves.	2/2-Way Straight Metal Body Valves Mixing & Diverting with Plastic Pneumatic Piston Actuators.	2-Way Tank bottom Valve.
PRODUCT							
BODIES	Available in CF8 / CF8M End Connection BSP / NPT Optional Tri-Clamp, Butt welded, Flanged, Spigot end or socked weld.	Available in CF8/CF8M. Trim in SS(304/316) Teflon seated for On -Off. Bubble tight shut off. End connections BSP(F)/NPT.	Available in CF8 / CF8M End Connection BSP / NPT Optional Tri-Clamp, Butt welded, Flanged, Spigot end or socked weld.	Available in CF8/CF8M. Trim in SS304/316, Teflon seated for On-Off Bubble Tight shut off. End connections BSP(F)/NPT.	Available in CF8.Trim in SS410 Hardened, ground and plated for On -Off application. Seats are Glass filled graphited Teflon. End connection BSP(F)/NPT.	Available in GGG40,WCB, CF8/CF8M. Trim in SS 420/SS 316 for On-Off application. Seat Soft Seated. End ASME connections as per B16.5 Class Class 150 or 300, DIN PN 16.	Available in CF8/CF8M. Trim in SS304/316, Teflon seated for On-Off Application.
SIZES	15mm (1/2") to 100mm (4")	15mm (1/2") to 50mm (2")	10mm (3/8") to 100mm (4")	15mm (1/2") to 50mm (2")	15mm (1/2") to 50mm (2")	15mm (1/2") to 150mm (6")	1/2 to 2
TEMPERATURE	-40°C to 180°C	-40°C to 180°C	0°C to 155°C	0°C to 155°C	0°C to 250°C	Upto 155°C	0°C to 155°C
FLUIDS	Air/Water/Gas/Steam/Oil	Air/Water/Gas/Steam/Oil	Air/Water/Gas/Oil	Air/Gas/Water/Oil/Steam	Air/Water/Steam/Hot Water	Air/Water/Gas/Steam/Oil	Water / Oil
ACCESSORIES	1,3B,3D,3E,5	1,3B,3D,3E,5	1,3B,3D,3E,5,10	1,3B,3D,3E,3F,5,10	1,3B	1,3B,3D,3E,3F,5	









SERIES	6227M/6227F	2270M	4222M	6827M/6827F/6827M	6827K	5612/5622/5616/5619G	T-Block Valve
TYPE	2-Way Metal Body Diaphragm Seated Valves with Manual Operation.	Sanitary Type Manual Ball Valve. For CIP Lines, Food & Beverage Pharmaceuticals, Dairy.	Sanitary Type Manual Butterfly Valve. For CIP Lines, Food & Beverage Pharmaceuticals, Dairy.	2-Way Diaphragm Seated Stainless Steel Metal Body Valves with Pneumatic Plastic Piston Actuator/ Metallic Linear Actuator.	2-Way PVC Body Diaphragm Seated Valves with Pneumatic Plastic Piston Actuator.	2/2 way and 3/2 Pneumatic, Straight Body Valve with Cylinder Actuator for on-off Valve Application	T-Block Valves with D-Actuator & Hand Operated for "On Line Sampling & Point of Use Application"
PRODUCT							
BODIES	Available in CF3M End connection Tri-Clamp, Spigot, Weldable end to ASME BPE OD Based.	SS.304/316/316L as per ASTM A276A/182A, End Connection Tri - Clamp, Spigot, Weldable end to ASME BPE OD Based.	SS.304/316/316L as per ASTM A276A/182A, End Connection Tri - Clamp, Spigot, Weldable end to ASME BPE OD Based.	Available in CF3M end connection Tri-Clamp, Spigot, Weldable end to ASME BPE - OD Based.	Available in PVC, PVDF, PP. End Connection Flanged / Spigot type.	Available in SG Iron IS-1865- /15A. Cast Steel ASTM A216 Gr. WCB, St. St. ASTM A351 CF8 or CF8M for on-off Application. End Connection As per ASME B 16.5 150 Class or 300 RF.	Available in 1.4435/316L Block Material as per EN 10088-3. End Connection Spigot and Tri-Clamp (TC). As Per ASME BPE.
SIZES	10mm (3/8") to 75mm (3")	1/2" to 4"	1" to 8"	10mm (1/4") to 75mm (3")	15mm (1/2") to 50mm (2")	15mm (1/2") to 80mm (3")	15mm (1/2") to 80mm (3")
TEMPERATURE	-10°C to 140°C	PTFE upto 180°C	(-)10° to 90°C & Silicon Upto 120°C.	-10°C to 140°C	0°C to 60°C	Upto 180°	-10°C to 140°C
FLUIDS	Food and Pharma	Air/Water/Steam/Slightly	Air/Gas/Liquid	Food and Pharma	Corrosive/Slurry/H.V. Fluid	Air/Water/Gas/Oil/Steam	Pharma and Biotech
ACCESSORIES				1,3B,3D,3E,3F,5,10	1,3B,3D,3E,3F,5,10	1, 3B	3B,3D,5,3E,10









SERIES	3350K015 OR R350K	3353K	3351K / R351K / R350B	PLL/PPL	Mechanical Stopper	Linear Valve Positioner	9350B/9352B/9354B/9358B
TYPE	3/2-Way Midget Type Direct Acting Normally Closed Solenoid Valve.	3-Way Plastic Benjo Type Solenoid Valves.	3- Way Plastic Namur Solenoid Valve for Spring Return K-Series Plastic Linear Actuator.	Limit Switch/ Proximity Switch Box with Linear Movement. (Weather proof Enclosure WP-65)	Mechanical Stopper / Stroke Limiter.	Linear Valve Positioner Model - 1. EVP 1500 Weather Proof 2. EVP 1600 Flame Proof 3. 1880.	3/2-Way Midget Type Direct Acting Normally Closed Solenoid Valve.
PRODUCTS							
SPECIFICATIONS	Available in PA6 (Standard Size 1/4") with BNV seat.	Compact and Reliable Fast Acting Valve with Manual Override as a Standard. Size -1/4"	Valves suitable for Pressure 0 to 6 bar. Temperature -10°C to 50°C Size -1/4"	Available for feedback arrangement with options of Micro Limit Switches/ Micro Proximity Switches. Supply Voltage 12, 24, 48VDC, 24, 110, 230VAC.	Mechanical Stopper for linear plastic Pneumatic Actuator (NC/NO/DA). Available in SS (304/316) with Acrylic transparent protection shield. Stroke limiters for Manual Diaphragm Seated Valves / Block Valve available in SS 304 / 316.	Complete New J-Series Angle Valves with improved flow capacity & travel will be available from 1/2" to 2" with non Namur Pneumatic Actuators, Valve Positioner or Position Indicators. New J-Series Please request for Datasheet.	Available in Brass Forged/ Stainless Steel casted with BNV seat. Size 1/4" BSP / NPT.









SERIES	2360F/2560F	2370F/2570F	2390F/ 2590F	2312R/F - 2512R/F	2330R/2530R	2330F/2530F	4322M(V)
TYPE	2-Way Direct Mount Ball Valve with Pneumatic or Electric Actuator.	2/2-Way Three Piece Ball Valves with Pneumatic or Electric Actuator for On-Off Application.	2/2-Way Two piece Ball valves with Pneumatic or Electric Actuator for On-Off Application.	2/2-Way Tight Shut Off Ball Valve with Pneumatic or Electric Rotary Actuator. (High Pressure)	3/2-Way Screwed Metal Ball Valves with Pneumatic or Electric Actuator. ('L' & 'T' Port)	3/2-Way Flanged Metal Body Ball Valves with Pneumatic or Electric Actuator. ('L' & 'T' Port)	Sanitary Type Pneumatic Vertical Actuated Butterfly Valve.
PRODUCTS							
BODIES	Available in WCB, CF8/CF8M. End connections Screwed BSP(F).	Available in CF8/CF8M, WCB. Ball in SS 316/ Seats of Teflon/GFT. End connections BSP(F)/ NPT or ASME B.16.5 Class 150 RF / 300 RF.	Available in CF8/CF8M, WCB. Ball in SS 316/Seats of Teflon/GFT. End connections BSP(F)/ NPT or ASME B.16.5 Class 150 RF.	Available in WCB,CF8/CF8M. End connections Screwed BSP/NPT Pressure Max.110 Bar.	Available in CF8/CF8M, WCB. Ball in SS 316/Seats of Teflon/GFT End connection Screwed BSP(F).	Available in CF8/CF8M, WCB. Ball in SS 316/Seats of Teflon/GFT End connection as per ANSI. ASME B.16.5 150 or PN 16.	SS.304/316/316L as per ASTM A 276A/182A Pressure Max. 10 bar.
SIZES	15mm (1/2") to 50mm (2")	15mm (1/2") to 100mm (4")	15mm (1/2") to 150mm (6")	15mm (1/2") to 50mm (2")	15 mm (1/2") to 65 mm (2 1/2").	15 mm (1/2") to 65 mm (2 1/2").	1" To 8"
TEMPERATURE	Upto 150 °C	-40°C to 180 °C	-40°C to 200 °C	Upto 80 °C	0°C to 180°C	0°C to 180°C	(-)10°C to 90°C & Silicon upto 120°C
FLUIDS	Air/Water/Gas/Steam/ Oil	Steam/Corrosive /Non Corrosive	Steam/Corrosive /Non Corrosive	Air/Water/Gas/Oil	Corrosive /Non-Corrosive	Corrosive /Non-Corrosive	Air / Gas /Liquid
ACCESSORIES For Pneumatic : For Electric :	1,2A,3A,3C,4A,4B,9C 4D,11	1,2A,3A,3C,4A,4B,9C 4D,11	1,2A,3A,3C,4A,4B,9C 4D,11	1,2A,3A,3C,4A,4B,9C 4D,11	1,2A,3A,3C,4A,4B,9C 4D,11	1,2A,3A,3C,4A,4B,9C 4D,11	










SERIES	2333K/2533K/2372K/2572K	4322B/4522B	4326B/4526B	4324A/4524A-4327A/4527A-4328A/4528A	4524L	4322K/4522K	2370M(V) / 2390M(V)
TYPE	2/2 Way /3-Way Three Piece Ball Valve with Pneumatic or Electric Actuator for On-Off Application.	2-Way Metal Body Wafer Type Butterfly Valves, Rubber Lined Design with Pneumatic or Electric Actuator.	2-Way Butterfly Valves with Pneumatic or Electric Actuator for On-Off or Control Application.	2-Way Damper Type Butterfly Valves with Pneumatic or Electric Actuator.	2-Way Butterfly Valve Type Low Leakage, Swing Through Design with Electric Actuator.	2-Way Tight Shut Off Plastic Body Butterfly Valve with Pneumatic or Electric Actuator.	Sanitary Type Pneumatic Vertical Actuated Ball Valve.
PRODUCTS							
BODIES	Available in PVC, PVDF, PP. End connections Screwed BSP, Spigot & Socket.	Available in CI/WCB/CF8. Disc in CF8/CF8M. Holding between the Flanges as per ASME B 16.5 class 150, Seating material EPDM/Viton/Nitrile/Silicon.	Available in WCB/CF8/CF8M. Disc in SS304/316 .Seats in Teflon. As Per ASME B.16.5 Class 150RF/300RF.	Available in CI/WCB/GGG40/CF8/CF8M. Disc in CF8/CF8M. Seats in Holding between the Flanges as per ASME B 16.5 class 150 or 300 RF.	Available in Cast Iron. End connections BSP, Flanged to ASME B 16.5 Class 150RF.	Available in PVC/PP with EPDM Seals. End Connections ASME B.16.5 Class 150 FF/PN16	SS.304/316/316L as per ASTM A 276A/182A. Pressure Max.10 bar
SIZES	15mm (1/2") to 50mm (2")	40mm (1-1/2") to 600mm (24")	50mm (2") to 300mm (12")	50mm (2") to 600mm (24")	40mm (1 1/2") to 200mm (8")	80 mm (3") to 200mm (8")	1/2" To 4"
TEMPERATURE	Upto 60 °C	110°C	-20°C to 180°C	-40°C to 320°C, Upto 400°C, Upto 650°C	Upto 200 °C	-0°C to 140°C	(-)10°C to 90°C & Silicon upto 120°C
FLUIDS	Air/Water/Oil/Corrosive /Non Corrosive	Air/Water/Gas/Oil	Air/Water/Gas/Steam/Oil	Air/Gas	Air/Gas/Hot Air	Air/Water/Gas/Corrosive Fluid	Air/Water/Steam
ACCESSORIES For Pneumatic : For Electric :	1,2A,3A,3C,4A,4B,9C 4D,11	1,2A,3A,3C,4A,4B,9C 4D,11	1,2A,3A,3C,4A,4B,9C 4D,11	1,2A,3A,3C,4A,4B,9C 4D,11	--- 4D,11	1,2A,3A,3C,4A,4B,9C 4D,11	










SERIES	PPR /EPR	9484E/9384E / 9485E / 9385E	9360/9470	SB-300	SB-202	MHG	MA 512 AN / BN/532/533
TYPE	Rotary Valve Positioner.	2-Way/3-Way Namur base Solenoid valve with 1/4" Inlet & Outlet.	3/2 and 4/2-Way Pilot Operated, Poppet Type, Solenoid Valves.	Metallic Body Rotary Switch Box with Limit Switch or Proximity Switches (Flame Proof & Weather proof Enclosure FLP-IIC, WP-66/67), for 90° Turn Actuators/ Valve.	Metallic Body Rotary Switch Box with Limit Switch or Proximity Switches (Weather proof Enclosure WP-66/67), for 90° Turn Actuators/ Valve.	Manual Gear Operator.	Digital Interface for Motorised Valve (Linear, Rotary).
PRODUCTS							
SPECIFICATIONS	Used on Pneumatic Actuator for positioning Ball Valve/ Butterfly Valve with respect to incoming pneumatic or electric signals 0.2 to 1bar / 4 to 20mA. Pneumatic to Pneumatic & Analog to Pneumatic.	NAMUR SOLENOID VALVE Reliable fast acting valve for lockable resettable manual override as a standard. Valve type 3-way or 4-way is selectable by using the re-orientations of plastic disc on No.2 port. (refer to IM)	9360 Series is available in Normally Closed & Normally Open from 1/4" to 1 1/2" size. 9470 series is available in 4/2 position with Single & Double Solenoid Valves available in 1/4" to 1/2".	ROTARY LIMIT SWITCH BOX Micro switches or Proximity Switches are supplied in Flameproof and Weatherproof housing. Suitable for fine adjustment.	ROTARY LIMIT SWITCH BOX Micro switches or Proximity Switches are supplied in Weatherproof housing. Suitable for fine adjustment.	MANUAL GEAR OPERATOR 1. Adaptability to suit either manual or pneumatic operation by means of simple modification. 2. The mounting flange on the gear box is designed to suit ISO 5210 OR DIN 3210 Standard. 3. Easy installation and minimum maintenance 4. Additional features include Handwheel, Chain wheel, Decoupling arrangement, Limit switch & Electric actuators.	Interfacing unit suitable for receiving & Transmitting 4-20 mA/ 0 to 10 volts signal. Applicable for MA-512 AN, MA 532.










SERIES	ACT Range Actuator	M42 to M123	EA-21/50/70	QM/QR/QMT/VRT	KN 1.8	KN-05/07/10/25	K-XXX S/NC-S/NO-D	D-XXX S/NC-S/NO-D
TYPE	Pneumatic Rotary Actuators for 90° Turn Valves Direct Mount Type. with Female End Pinion.	Pneumatic Linear Actuators for Diaphragm Seated Valves. (M42/M52/M62/M82/M102/M122/M123)	Electric Rotary Actuators (WP-67) for Single Phase.	Electric Rotary Actuators (WP-67) & Exd-FLP-IIC. for Single Phase & Three Phase.	Electric Actuators Type KN-1.8.	Linear Electric Actuators for Control Valves.	Plastic Linear Actuator.	Plastic Linear Actuator.
PRODUCTS								
BODIES	Extruded Aluminium, Hard anodized / Powder coated. ISO 5211, VDI / VDE - 3845.	Available in SS Investment Casted (CF8/CF8M).	Extruded Aluminium, Hard anodized / Powder coated. ISO 5211	Available in Aluminium Pressure Die Casted, Engineering Plastic. ISO 5211	Available in Aluminium Pressure. Die Casted.	Aluminium or Engineering Plastic.	Available in Engineering Plastic.	Available in Engineering Plastic.
END COVER	Aluminium Pressure Die Casted.	Available in SS Investment Casted (CF8/CF8M).	Aluminium Pressure Die Casted, Engineering Plastic.	Aluminium castings.	Aluminium Pressure Die Casted.	Aluminium/Engineering Plastic.	Engineering Plastic.	Engineering Plastic.
ANGLE OF ROTATION	90°± 4°	Linear	90°± /1.5°	90°(± 1.5°)	90°	Linear max. 50mm	Linear max. 25mm	Linear max. 25mm
OPERATING PRESSURE / ELECTRIC SUPPLY	4.5 to 8.5 bar	0 to 6 bar	110/230 AC 50 Hz, 24 V DC.	110/230 AC 50 Hz, 24 V DC, 3 Phase 380/440 V AC 50 HZ	230V AC 50 Hz 110V/24V AC 50 Hz	230V AC 50 Hz 110V/24V AC 50 Hz	—	—
MAX. OPERATING TEMP.	-10°C to 60°C	-10°C to 60°C	50°C	50°C	—	-10°C to 60°C	-10°C to 50°C	-10°C to 50°C
ACCESSORIES	1,2A,3A,3C,4A,4B, 9C,12 <i>for TORQUE range refer to AVCON.</i>	1,3B,3D,3E.	4D,11,12	4D,11,12	4D,11	4D,11,12	3B,3D,3E,3F,10 Available in Spring Return, Normally Closed / Normally Open / Double acting without spring.	3B,3D,3E,3F,10 Available in Spring Return, Normally Closed / Normally Open / Double acting without spring.

SERIES	FRG-7700	PPR / EPR	9484E/9384E / 9485E / 9385E	9350B/9352B/9354B/9358B	9360/9470	3350K015	3353K	3351K
TYPE	Filter Regulator with Gauge.	Valve Positioner.	2 and 3-Way Namur Base Solenoid Valve with 1/4" Inlet and Outlet.	3/2-Way Solenoid Valve.	3/2 and 4/2-Way Pilot Operated, Poppet Type, Solenoid Valves.	3/2-Way Midget Type Direct Acting Normally Closed Solenoid Valve.	3-Way Plastic Benjo Type Solenoid Valves	3-Way Plastic Namur Solenoid Valve for Spring Return K-Series Plastic Linear Actuator.
PRODUCTS								
SPECIFICATIONS	FILTER REGULATOR GAUGE (FRG): Precision Regulator, bleed type. Regulates pressure from 20bar to 0 to 4bar or 2 to 10 bar. Supplied with or without pressure gauge.	Used on Pneumatic Actuator for positioning Ball Valve/ Butterfly Valve with respect to incoming pneumatic or electric signals 0.2 to 1bar / 4 to 20mA. Pneumatic to Pneumatic & Analog to Pneumatic.	NAMUR SOLENOID VALVE Reliable fast acting valve for Lockable resettable manual override as a standard. Valve type 3-way or 4-way is selectable by using re-orientations of plastic disc on No.2 port. (refer to IM).	Industrial duty, high quality, 3-way Solenoid Valve supplied with General Purpose, Weatherproof or Flameproof enclosure.	9360 Series is available in Normally Closed & Normally Open from 1/4" to 1 1/2" size. 9470 series is available in 4/2 position with Single & Double Solenoid Valves available in 1/4" to 1/2".	Available in PA6 (Std 1/4") with BN/V seat.	Compact and Reliable, Fast Acting Valve with Manual Override as a Standard.	Valves suitable for Pressure 0 to 6 bar. Temperature -10°C to 50°C

SERIES	SB-300	SB-202	Extra Limit Switch	PLL/PPL	MHG	Mechanical Stopper	MA 512 AN/BN/532/533	Brackets
TYPE	Metallic Body Rotary Switch Box with Limit Switch or Proximity Switches (Flame Proof & Weather proof Enclosure FLP-IIC, WP-66/67) for 90° Turn Actuators/ Valve.	Metallic Body Rotary Switch Box with Limit Switch or Proximity Switches (Weather proof Enclosure WP-66/67). for 90° Turn Actuators/ Valve.	Extra Limit Switch.	Limit Switch/ Proximity Switch Box with Linear Movement (Weather proof Enclosure WP-65).	Manual Gear Operator.	Mechanical Stopper.	Digital Interface for Motorised Valve (Linear, Rotary).	Brackets & Adapters.
PRODUCTS								
	SB-300:(P2/P22/L2/L22/P4/P44/P6/P66/P8/P88)	SB-202:(P2/P22/L2/L22/P4/P44/P6/P66/P8/P88)						
	4A	4B	4D	5	9C	10	11	12
	ROTARY LIMIT SWITCH BOX Micro switches or Proximity Switches are supplied in Flameproof and Weatherproof housing. Suitable for fine adjustment.	ROTARY LIMIT SWITCH BOX Micro switches or Proximity Switches are supplied in Weatherproof housing. Suitable for fine adjustment.	Extra Pair of Switches Potential free contacts.	Available for feedback arrangement with options of Micro Limit Switches/Micro Proximity Switches. Supply Voltage 12,24,48 VDC 24,110,230 VAC.	MANUAL GEAR OPERATOR 1. Adaptability to suit either manual or motorised operation by means of simple modification. 2. The mounting flange on the gear box is designed to suit ISO 5211 or DIN 3210 Standard.	Mechanical Stopper for plastic linear Pneumatic Actuator (NC/NO/DA). Available in SS (304/316) with Acrylic Transparent Protection shield.	Interfacing unit suitable for receiving & Transmitting 4-20 mA/ 0 to 10 volts signal. Applicable for MA-512 AN, MA 532.	Brackets with Adapter for coupling Actuator & Valve "ISO" mountings F4 to F12. Available in WCB,CF8(S4) (CS) CF8M (SS316).

SERIES	PV-5112A/B-5122A/B	PV-5116A/B-5119A/B	PV-5112A/WCBF-5122A/WCBF	PV-5116A/WCBF-5119A/WCBF	MV-5512A/B	MV-5516A/B	MV-5512A/WCBF	MV-5516A/WCBF	PV-5117B-NC/NO
TYPE	2/2-Way Pneumatic Control Valves with Multi Spring Diaphragm Actuator, Normally Open or Normally closed.	2/3-Way Pneumatic Control Valves with Multi Spring Diaphragm Actuator for Mixing or Diverting Fluid Application.	2/2-Way Pneumatic Control Valves with Multi Spring Diaphragm Actuator, Normally Closed Design with Finned Bonnet.	2/3-Way Pneumatic Control Valves with Multi Spring Diaphragm Actuator for Mixing or Diverting Fluid Application with Finned Bonnet.	2/2-Way Motorised Control Valves with Electric Actuator.	2/3-Way Motorised Control Valves with Electric Actuator for Mixing or Diverting Fluid Application.	2/2-Way Motorised Control Valves with Electric Actuator, with Finned Bonnet.	2/3-Way Motorised Control Valves with Electric Actuator for Mixing or Diverting Fluid Application, with Finned Bonnet.	2/2-Way Pneumatic Operated Diaphragm Seated Valves with Multi Spring Diaphragm Actuator.
PRODUCTS									
BODIES	Available in GGG40,WCB, CF8/CF8M. Trim in SS420/316 for On-Off or control application. Seat Metal to Metal or Soft Seats. End connections as per ASME B16.5 Class 150 or 300, DIN PN 16.	Available in GGG40, WCB, CF8/CF8M. Trim in SS420/316 for On-Off or control application. Seat Metal to Metal or Soft Seats. End connections as per ASME B16.5 Class 150 or 300, DIN PN 16.	Available in GGG40, WCB. Trim in SS420/316 for On-Off or control application. Seat Metal to Metal. End connections as per ASME B16.5 Class 150 or 300, DIN PN 16.	Available in GGG40,WCB. Trim in SS420/316 for On-Off or control application. Seat Metal to Metal. End connections as per ASME B16.5 Class 150 or 300, DIN PN 16.	Available in GGG40, WCB, CF8/CF8M. Trim in SS420/316 for On-Off or control application. Seat Metal to Metal or Soft Seats. End connections as per ASME B16.5 Class 150 or 300, DIN PN 16.	Available in GGG40, WCB, CF8/CF8M. Trim in SS420/316 for On-Off or control application. Seat Metal to Metal or Soft Seats. End connections as per ASME B16.5 Class 150 or 300, DIN PN 16.	Available in GGG40,WCB. Trim in SS420/316 for On-Off or control application. Seat Metal to Metal. End connections as per ASME B16.5 Class 150 or 300, DIN PN 16.	Available in GGG40,WCB. Trim in SS420/316 for On-Off or control application. Seat Metal to Metal. End connections as per ASME B16.5 Class 150 or 300, DIN PN 16.	Available in CI / WCB with Lined & Hard Rubber for On-Off or Control application, with rubber/PTFE Diaphragm. End connections as per ASME B16.5 class 150 or BS, DIN PN 16.
SIZES	15mm (1/2") to 150mm (6")	20mm (3/4") to 150mm (6")	15mm (1/2") to 150mm (6")	20mm (3/4") to 150mm (6")	15mm (1/2") to 150mm (6")	20mm (3/4") to 150mm (6")	15mm (1/2") to 150mm (6")	20mm (3/4") to 150mm (6")	15mm (1/2") to 150mm (6")
TEMPERATURE	Upto 200°C	Upto 200°C	Upto 420°C	Upto 420°C	Upto 220°C	Upto 220°C	Upto 420°C	Upto 420°C	Upto 130°C
FLUIDS	Air/Water/Gas/Oil/Steam	Air/Water/Gas/Oil/Steam	Hot Thermic Fluid/Hot water/ Super Heated Steam	Hot Thermic Fluid/Hot water/ Super Heated Steam	Air/Water/Gas/Oil/Steam	Air/Water/Gas/Oil/Steam	Hot Thermic Fluid/Hot water/ Super Hot Steam	Hot Thermic Fluid/Hot water/ Super Hot Steam	Corrosive/Non Corrosive
ACCESSORIES	1,2B,3B,4C,6,7,8,9A	1,2B,3B,4C,6,7,8,9A,	1,2B,3B,4C,6,7,8,9A,	1,2B,3B,4C,6,7,8,9A,	4D,11	4D,11	4D,11	4D,11	1,2B,3B,4C,6,7,8,9A

SERIES	MV-5517B	IBR 5112/5122AXX1	5141A-5142A / 5541A	7912/7922/7916/7919 A & B	7912/7922AWCBF	7916/7919AWCBF	KMG-100	KMB-300	COMB -100-300
TYPE	2/2-Way Motorised Diaphragm Seated Valves.	2-way pneumatic on-off Screwed end valves with Multi spring Diaphragm Actuator (IBR).	2-way pneumatic on-off valves with Multi spring Diaphragm Actuator.	2-Way and 3-Way Pneumatic on-off Valves with Multispring Diaphragm Actuator. (valve with Bellow seal) For Thermic Application.	2/2 way Finned Bonnet Control Valves, For On-Off or Control & Thermic Application.(Valve with bellow seal).	3/2 way Finned Bonnet Control Valves, Mixing or Diverting Application.	2/2-Way Motorised Globe Valves for Fuel Oil & General Application.	Motorised Butterfly Valves Low Leakage Type with KN 1.7 Actuator.	Combination Unit Consisting Of Globe Valves Type(MG) & Butterfly Valve(MB) with Electric Actuator.
PRODUCTS									
BODIES	Available in WCB / CI for On-Off or control application with rubber Diaphragm. End connections as per ASME B16.5 class 150 or BS.	Available in WCB/CF8/CF8M Trim in SS 304/316/420 for on off control application. Seat Metal to Metal. End Connections Screwed BSP/BSP/ NPT(F).	Available in WCB/CF8/CF8M, Trim in SS304/316/420 for on-off or Control Application, Seat Metal to Metal. End Connection as per ASME B 16.5 Class 150 or 300 RF or DIN PN 16.	Available in WCB (DIN 1.0619 GS-C25), SG Iron - IS 1865 Grade SG 400/316. End Connection as per ASME B 16.5 150 Class or 300 RF, DIN PN-16.	Available in WCB. Trim in SS304/316 for On-Off or Control application. Seat Metal to Metal. End connections as per ASME B16.5 class 150 or 300 RF or DIN PN 16.	Available in WCB. Trim in SS304/316 for On-Off application. Seat-Metal to Metal or Soft Seats. End connection as per ASME B 16.5 class 150 or 300 RF.	Available in GM. Trim in SS304/316 for On-Off or Control application. Seat-Metal to Metal. End connection BSP(F).	Available in Cast Iron, Butterfly disc in Brass/ Stainless steel, for On-Off or Control application. End connection BSP(F)/Flanged to ASME B 16.5 class 150 RF.	Available in CI/GM. Trim in SS304/316 for On-Off or control application. Seat-Metal to Metal. End connection as per ASME B 16.5 class 150 and BSP(F)
SIZES	15mm (1/2") to 150mm (6")	15mm (1/2") to 25mm (1")	15mm (1/2") to 100mm (4")	15mm (1/2") to 50mm (2")	15mm (1/2") to 50mm (2")	20mm (3/4") to 50mm (2")	15mm (1/2"), 20mm (3/4"), 25mm (1").	Air Line BSP (1") ANSI CI 150 35mm (1 1/2") to 100mm (4"). 50mm (2") to 300mm (12")	Fuel Line 1mm (1/8") to 25mm (1"). Air Line 35mm (1 1/2") to 150mm (6")
TEMPERATURE	Upto 130°C	-40°C to 200°C	Upto 420°C	-20°C to +80°C	Upto 420°C	Upto 420°C	120°C	0°C to 120°C	GL- 120°C, BF- 80°C
FLUIDS	Corrosive/Non Corrosive	Air/Water/Oil/Steam	Hot Thermic Fluid/Hot water/ Super Hot Steam	Air/Water/Gas/Oil/Steam	Hot Thermic Fluid/Hot water/ Super Heated Steam	Hot Thermic Fluid/Hot water/ Super Heated Steam	Air/Gas/Oil	Oil/Gas	Air/Oil/Gas/Low Pr. Air
ACCESSORIES	4D,11	1,2B,3B,4C,6,7,8,9A	1,2B,3B,4C,6,7,8,9A	1,2B,3B,4C,6,7,8,9A,	4D,11	1,2B,3B,4C,6,7,8,9A	4D,11	4D,11	4D,11

SERIES	FRG-7700	PPL/EPL	Solenoid Valve(SVG/SVF)	Limit Switches (L1 or L2)	Extra Limit Switch	ITP	PTR	ALR	TMW
TYPE	Filter Regulator with Gauge.	Linear Valve Positioner.	3/2 Solenoid Valve.	Single or Pair of Limit Switches.	Extra Limit Switch.	1 To P Converter.	Valve Position Transmitter.	Air Lock Relay.	Top Mounted Hand Wheel
PRODUCTS									
SPECIFICATIONS	FILTER REGULATOR GAUGE (FRG) Precision Regulator, bleed type. Regulates pressure from 20bar to 0 to 4bar or 2 to 10 bar. Supplied with or without pressure gauge.	Used on Control Valve with respect to incoming pneumatic or electric signals 0.2 to 1bar / 4 to 20mA. Pneumatic to Pneumatic & Analog to Pneumatic.	Industrial duty, high quality, 3-way Solenoid Valve supplied with General Purpose, Weatherproof or Flameproof enclosure.	Limit Switches (L1 or L2) Heavy Duty limit switches used when supplied with L1 (1-No) indicated "Valves open position" when supplied with L2(2-Nos) indicated "Valve open and close position.	Extra Pair of Switches Potential free contacts.	1 To P Converter Takes signal from controller either 4 to 20 mA DC(standard) or 0 to 20 mA (against special order) and converts the signal to pneumatic signal of 0.2 to 1 Kg/cm ² .	Valve Position Transmitter Gets feed back from stem position, converts into 4 to 20 mA electric or 0.2 to 1 Kg/cm ² pneumatic signal.	Air Lock Relay Used as an instrument to lock the valve in its previous position, on failure of supply pressure or signal pressure.	Top Mounted Hand Wheel Available for Normally Closed / Normally Open Valves using normal actuator. Sizes upto 150mm of the valves.

SERIES	9100F / 9120F	9100H / 9120H	9130D / 9130H	9150A/B/E	9160 / 9162P	9160 / 9162K	9123M	9130B	9131E/9132E	9210B / 9220B
TYPE	2/2-Way NC or NO, Pilot Operated, Diaphragm Type, Solenoid Valves.	2/2-Way NC or NO, Pilot Piston Operated, High Pressure Solenoid Valves.	2/2-Way NC, Pilot Operated, Piston Type, Solenoid Valves. 2/2-Way Diaphragm Type, Solenoid Valves.	2/2 Position Angle Type and Straight Type Solenoid Valves.	2/2-Way NC, NO Pilot Piston Type, Solenoid Valves.	2/2-Way NC or NO Diaphragm, Pilot Operated, Solenoid Valves.	2/2-Way Pilot Operated, Piston Type, High Pressure Solenoid Valves.	2/2-Way Direct Acting Solenoid Valves.	2/2-Way Pilot Operated, Diaphragm Type Solenoid Valves.	2/2-Way NC or NO, Direct Acting, Solenoid Valves.
FLOW DIAGRAM	NC	NC	NC	NC	NC	NC	NC	NC	NC	NC
PRODUCTS										
FLOW DIAGRAM	NO	NO			NO	NO			NO	NO
BODIES	Available in CF8/CF8M casted with BN/V/E/T Seats.	Available in CF8/CF8M casted with BN/V/E/T Seats.	Available in CF8/CF8M casted with BN/V/E/T Seats.	Available in Aluminium Die casted, (upto 1 1/2"), above sizes in Aluminium casting with BN Seat.	Available in WCB, Cast S.S. SGI (DI) With PTFE Seat.	Available in WCB, CF8, CF8M. SGI (DI) With BN / V Seat.	Available Stainless steel Bar Stock with PTFE Seat.	Available in Brass forged (upto 1/4"), CF8/CF8M casted with EPDM / Silicon Seats.	Available in Brass forged upto 25mm (1") with PTFE Seat.	Available in Brass forged, bar stock CF8/CF8M casted with BN/V/E/T Seats.
SIZES	10mm (3/8") to 75mm (3") BSP(F) / NPT	10mm (3/8") to 75mm (3") BSP(F) / NPT	10mm (3/8") to 50mm (2") BSP(F) / NPT	20mm (3/4") to 75mm (3") BSP(F)	25mm (1") to 150mm (6") Flanged to ASA 150 RF	25mm (1") to 150mm (6") Flanged to ASA 150 RF	15 mm (1/2") to 50 mm(2")	6 mm (1/4") to 15 mm(1/2")	10 mm (3/8") to 25 mm (1")	6mm (1/4") - 15mm (1/2") BSP(F) / NPT
TEMPERATURE	-5°C to 120°C	-5°C to 120°C	Upto 180°C	Upto 80°C	-5°C to 120°C	5°C to 120°C	5°C to 120°C	upto 150°C	Upto 150°C	-5°C to 80°C
FLUIDS	Air / Gas / Water / Light Oil	Air / Gas / Water / Light Oil	Hot Water / Steam	Air / Gas	Air / Water / Gas / Light Oil	Air / Water / Gas / Light Oil	Air / Water/Hydraulic Oil/ Corrosive Medium.	Hot Water/Steam	Steam/Hot Water/ Hydraulic Oil / Corrosive Medium.	Air / Gas / Water / Light Oil
COIL INSULATION	Class 'H'	Class 'H'	Class 'C'	Class 'H'	Class 'H'	Class 'H'	Class 'H'	Class 'C'	Class 'C'	Class 'H'
VOLTAGE	230 volts 50 Hz AC or Any STD in AC / DC supply	230 volts 50 Hz AC or Any STD in AC / DC supply	230 volts 50 Hz AC or Any STD in AC. (No DC supply Coils)	230 volts 50 Hz AC or AC-24/110/220/240 and DC-24/110/220 supply.	230 volts 50 Hz AC or Any STD in AC / DC supply	230 volts 50 Hz AC or Any STD in AC / DC supply	230 Volts 50 Hz AC or Any standard in AC/DC supply	230 Volts 50 Hz AC Any standard AC/DC supply	230 Volts 50 Hz AC Any standard in AC supply	230 volts 50 Hz AC or Any STD in AC / DC supply
PRESSURE	0.5 to 10 bar	2 to 24 bar	1.4 to 4 bar / 0.5 to 9 bar	0.6 to 8.5 bar	2 to 25 bar	0.6 to 10 bar	4 to 110 bar.	0 to 4 bar.	0.5 to 9 bar.	0 to 30 bar

SERIES	9230D	9327U	9350B/9352B/9354B/9358B	9351A / 9352A	9331B / LT 500	9320B	9360 / 9362 D/E	Exib	R431E - Special Duty Valves	9461D/9462/9463D
TYPE	2/2-Way NC, Semi-Lift Diaphragm Type, Solenoid Valves.	3/2 Way Direct Acting Poppet Type Universal Ported Solenoid Valves.	3/2-Way Midget Type, Direct Acting Solenoid Valves NC or NO.	3/2-Way Pilot Operated, Diaphragm Type, Solenoid Valves, NC or NO.	3/2-Way Compressor Loading / Unloading Solenoid Valves.	3/2-Way Direct Acting, Solenoid Valves. NC/ NO/ Universal.	3/2-Way Pilot Operated, Poppet Type, Solenoid Valves. NC or NO.	2/2-3/2-4/2-Way Solenoid Valves with Intrinsic Safe Coil System Exib Lib Tg.	5/2 Way Direct Acting Solenoid Valves with Seismically, Qualified Radiation, Loca Qualified as well as Certified for Life Span of 20 Years. Certified by : KLPL,CPRI,FCRI	4/2-4/3-Way Pilot Operated, Spool & Sleeve type, Solenoid Valves.
FLOW DIAGRAM	NC	UNI	NC	NC	NC	NC	NC			
PRODUCTS										
FLOW DIAGRAM			NO	NO	NO	NO	NO			
BODIES	Available in CF8/CF8M casted with BN/V/E/T Seats.	Available in Brass, Stainless Steel Bar Stock with viton (FPM) Seat.	Available in Brass forged, CF8/CF8M casted with BN/V/E/T Seats.	Available in Stainless Steel casted with BN / V Seat.	Available CF8/CF8M casted with BN/V/E/T Seats.	Available in Brass Forged, Stainless Steel Bar Stock with BN / V / N Seat.	Available in Aluminium Bar Stock with BN / V Seat.	Available in Aluminium, Brass Bar Stock, Brass Forged with BN / V / N Seat.	Available in Brass IS-1369 Viton Seat	Available in Aluminium, Bar Stock with BN / V / N Seat.
SIZES	10mm (3/8") to 50mm (2") BSP(F) / NPT	6mm (1/4") to 15mm (1/2") BSP(F) / NPT	6mm (1/4") BSP / NPT	10mm (3/8") to 15mm (1/2")	6mm (1/4") BSP(F) / NPT	6mm (1/4") BSP(F) / NPT	6mm (1/4") to 35mm (1 1/2") BSP(F) / NPT	6mm (1/4") to 25mm (1")	5mm (1/4") to 7mm (1/2")	6mm (1/4") to 15mm (1/2") BSP(F) / NPT
TEMPERATURE	-5°C to 80°C	-5°C to 80°C	-5°C to 80°C	-5°C to 80°C	Upto 120°C	-5°C to 80°C	-5°C to 80°C	Upto 80°C	0°C to 80°	-5°C to 80°C
FLUIDS	Air / Gas / Water / Light Oil	Air / Gas / Water / Light Oil	Air / Gas / Water / Light Oil	Air / Gas	Air / Water / Gas / Light Oil.	Air / Water / Gas / Light Oil.	Air / Gas	Air / Gas	Air & Water	Air / Gas
COIL INSULATION	Class 'H'	Class 'H'	Class 'H'	Class 'H'	Class 'H'	Class 'H'	Class 'H'	Class 'H'	Class 'C'	Class 'H'
VOLTAGE	230 volts 50 Hz AC or Any STD in AC / DC supply	230 volts 50 Hz AC or Any STD in AC / DC	230 volts 50 Hz AC or Any STD in AC / DC supply	230 volts 50 Hz AC or Any STD in AC / DC supply	230 volts 50 Hz AC or Any STD in AC / DC	230 volts 50 Hz AC or Any STD in AC / DC	230 volts 50 Hz AC or Any STD in AC / DC supply	24 volt DC maximum current 23mA	230 volts 50 Hz AC or Any STD in AC / DC supply	230 volts 50 Hz AC or Any STD in AC / DC supply
PRESSURE	0 to 6 bar	0 to 10 bar	0 to 10 bar	0.5 to 10bar	0 to 20 bar	0 to 10 bar	2 to 10 bar	2 to 10 bar	0.5 to 10 Bar	2 to 10 bar

SERIES	9470E / 9472E	3210K / R210K	3350K	9280B	9281B / 9381B	9380B	9389D / R389E	R641E/R641K	9440B/9442B/R440E/R442E	R327U - Special Duty Valves
TYPE	4/2-Way Pilot Operated, Poppet type, Solenoid Valves.	2/2-Way Midget Type, Direct Acting Solenoid Valves.	3/2-Way Midget Type, Direct Acting Solenoid Valves.	Gang Type Manifold Mounted 2/2-Way Direct Acting, Solenoid Valves.	2/2-3/2-Way Gang Type Manifold Mounted, Solenoid Valves.	Gang Type Manifold Mounted 3/2-Way Direct Acting, Solenoid Valves.	Gang Type Manifold Mounted 3/2-Way Pilot Poppet Type, Nc Valves.	2/2-Way Pilot Operated Diaphragm type, Solenoid Valves.	4/2 Way Pilot Operated Poppet Type Solenoid Valve.	3/2 Way Valves with Seismically, Qualified Radiation, Loca Qualified as well as Certified for Life Span of 20 Years. Certified by : KLPL,CPRI,FCRI
FLOW DIAGRAM		NC	NC	NC	NC	NC		NC		
PRODUCTS										
FLOW DIAGRAM										
BODIES	Available in Aluminium, with BN / V Seat.	Available in PA6 upto 6mm (1/4") with BN / V Seat.	Available in PA6 (Std 1/4") with BN/V seat.	Available in Stainless Steel casted with BN Seat.	Available in Aluminium Bar Stock with BN Seat.	Available in Stainless Steel casted with BN Seat.	Available in Aluminium Bar Stock with BN Seat.	Available in Glass Filled Nylon with Hytelr Seat.	Available in investment Casted CF8/CF8M with Viton Seat.	Available in Brass IS-1369 Viton Seat
SIZES	6mm (1/4") to 15mm (1/2") BSP(F) / NPT	6 mm (1/4") to 15mm(1/2")	6 mm (1/4")	6mm (1/4") Outlet BSP(F)	6mm (1/4") Outlet BSP(F)	6mm (1/4") Outlet BSP(F)	6mm (1/4") Outlet BSP(F)	15mm(1/2") to 50mm (2") BSP-F / RP BSP-T	6mm (1/4") to 25mm (1") NPT / BSP	5mm (1/4") to 7mm (1/2")
TEMPERATURE	-5°C to 80°C	5°C to 80°C	5°C to 80°C	-5°C to 80°C	-5°C to 80°C	-5°C to 80°C	-5°C to 80°C	-5°C to 65°C	-5°C to 80°C	0°C to 80°
FLUIDS	Air / Gas	Air / Gas	Air / Gas	Air / Gas	Air / Gas	Air / Gas	Air / Gas	Air / Gas / Water	Air / Gas / Light Oil / Water	Air & Water
COIL INSULATION	Class 'H'	Class 'H'	Class 'H'	Class 'H'	Class 'H'	Class 'H'	Class 'H'	Class 'H'	Class 'H'	Class 'C'
VOLTAGE	230 volts 50 Hz AC or Any STD in AC / DC supply	230 Volts 50 Hz AC Any standard in AC/DCsupply	230 Volts 50 Hz AC Any standard in AC/DC supply	230 volts 50 Hz AC or Any STD in AC / DC supply	230 volts 50 Hz AC or Any STD in AC / DC supply	230 volts 50 Hz AC or Any STD in AC / DC supply	220/230/240/110/48/24V 50/60Hz AC & 220/110/24 V DC.	230 volts 50 Hz AC or Any STD in AC / DC supply	230 volts 50 Hz AC or Any STD in AC / DC supply	230 volts 50 Hz AC or Any STD in AC / DC supply
PRESSURE	2 to 10 bar	0 to 10 bar.	0 to 10 bar.	0 to 10 bar	0 to 10 bar	0 to 10 bar	2 to 12 bar	0 to 6	0.7 to 19	0.5 to 10 Bar

SERIES	R111A/R111D	R112A/R112D	R113A	R123B	R124B	R484E-R384E & R485E-R385E	R625B
TYPE	2/2-Way NC, Internal Pilot Operated, Without Manual Override, Solenoid Valves.	2/2-Way NC, Internal Pilot Operated, With Manual Override, Solenoid Valves.	2/2-Way NO, Internal Pilot Operated, Without Manual Override, Solenoid Valves.	2/2-Way NC Semi-lift, Without Manual Override, Diaphragm Type, Solenoid Valves.	2/2-Way NC Semi-lift, With Manual Override, Diaphragm Type, Solenoid Valves.	5/2, 3/2 Way- Pilot Operated, Namur Mounting Single Solenoid Valve.	2/2 Way NC Semi Lift Type, Manual Reset Type Solenoid Valve.
FLOW DIAGRAM							
PRODUCTS							
FLOW DIAGRAM							
BODIES	Available in CF8/CF8M casted with BN/V Seats.	Available in CF8/CF8M casted with BN/V Seats.	Available in CF8/CF8M casted with BN/V Seats.	Available in CF8/CF8M casted with BN/V Seats.	Available in CF8/CF8M casted with BN/V Seats.	Available in Aluminium HE30 Hard Anodized & BN Seats.	Available in CF8 / CF8M with BN / V Seats.
SIZES	10mm (3/8") to 50mm (2") BSP(F) / NPT	10mm (3/8") to 50mm (2") BSP(F) / NPT	10mm (3/8") to 50mm (2") BSP(F) / NPT	10mm (3/8") to 50mm (2") BSP(F) / NPT	10mm (3/8") to 50mm (2") BSP(F) / NPT	6mm (1/4")	15mm (1/2") to 50mm (2") BSP(F) / NPT
TEMPERATURE	-5°C to 150°C	-5°C to 80°C	-5°C to 80°C	-5°C to 120°C	-5°C to 120°C	-5°C to 80°C	-5°C to 80°C
FLUIDS	Air / Gas/ Water / Light Oil	Air / Gas/ Water / Light Oil	Air / Gas/ Water / Light Oil	Air / Inert Gas/ Water / Light Oil	Air / Inert Gas/ Water / Light Oil	Air / Gas	Air / Gas
COIL INSULATION	Class 'H'	Class 'H'	Class 'H'	Class 'H'	Class 'H'	Class 'H'	Class 'H'
VOLTAGE	220/230/240/110/48/24V 50/60Hz AC & 220/110/24 V DC.	220/230/240/110/48/24V 50/60Hz AC & 220/110/24 V DC.	220/230/240/110/48/24V 50/60Hz AC & 220/110/24 V DC.	220/230/240/110/48/24V 50/60Hz AC & 220/110/24 V DC.	220/230/240/110/48/24V 50/60Hz AC & 220/110/24 V DC.	220/230/240/110/48/24V 50/60Hz AC & 220/110/24 V DC.	220/230/240/110/48/24V 50/60Hz AC & 220/110/24 V DC.
PRESSURE	0.3 to 12 bar & 1 to 20 bar	0.3 to 12 bar & 5 to 20 bar	0.3 to 12 bar	0.3 to 6 bar	0 to 6 bar	2 to 10 bar	0 to 1.5 bar

Industry We Serve



CEMENT



PETROCHEMICAL



PHARMA, BIOTECH, FOOD



AGRICULTURE

SERIES	R125B / R126B	R150A / R150B	R215E / R217E	R411E & R412E / R431E & R432E / R461E-R462E-R463E & R465E-R466E-R467E	R487E	R381D/R389E	
TYPE	2/2-Way NO Semi-lift type Without Manual Override, & With Manual Override Solenoid Valves.	2/2-Way NC, Internal / External Pilot Operated, Solenoid Valves.	2/2- Way NC Semi Lift Type, Pilot Operated, Solenoid Valves.	4-Way,5-Port,2-Position, Single Solenoid & Double Solenoids, Pilot Operated Poppet Type Valves.	4-Way,5-Port,2-Position, Single Solenoid & Double Solenoid, Pilot Operated Spool Type Valves.	5/2 Way, Namur Based Pilot Operated, Namur Mounting Double Solenoid Valves with M22-SQ Coils.	3-Way Manifold Mounted, Solenoid Valves.
FLOW DIAGRAM							
PRODUCTS							
FLOW DIAGRAM							
BODIES	Available in CF8/CF8M casted with BN/V Seats.	Available in Aluminium Die casted, upto 2" & above sizes in Aluminium casting with HYT / BN Seats.	Available in Aluminium upto 2" & above sizes in SGI casting with BN / V Seats.	Available in Aluminium LM-24 Diecast with BN Seats.	Available in Aluminium HE30 Hard Anodized & BN Seats.	Available in Aluminium HE30 Hard Anodized & BN Seats.	Available in Mazak Die cast with BN Seat.
SIZES	10mm (3/8") to 50mm (2") BSP(F) / NPT	20mm (3/4") to 75 mm (3") BSP(F) / NPT	15mm (1/2") to 100 mm (4") Al-SGI	7mm (1/4") to 15mm (1/2") BSP(F) / NPT	6mm (1/4") to 15mm (1/2") HE30 / BN	6mm (1/4")	1.5mm (1/4") Outlet BSP(F)
TEMPERATURE	-5°C to 80°C	Up to 120°C	Up to 80°C	-5°C to 80°C	-5°C to 80°C	-5°C to 65°C	-5°C to 80°C
FLUIDS	Air / Inert Gas/ Water / Light Oil	Air / Gas	Air / Gas	Air / Gas	Air / Gas	Air / Gas	Air / Gas
COIL INSULATION	Class 'H'	Class 'H'	Class 'H'	Class 'H'	Class 'H'	Class 'H'	Class 'H'
VOLTAGE	220/230/240/110/48/24V 50/60Hz AC & 220/110/24 V DC.	220/230/240/110/48/24V 50/60Hz AC & 220/110/24 V DC.	220/230/240/110/48/24V 50/60Hz AC & 220/110/24 V DC.	220/230/240/110/48/24V 50/60Hz AC & 220/110/24 V DC.	220/230/240/110/48/24V 50/60Hz AC & 220/110/24 V DC.	220/230/240/110/48/24V 50/60Hz AC & 220/110/24 V DC.	220/230/240/110/48/24V 50/60Hz AC & 220/110/24 V DC.
PRESSURE	0 to 6 bar	0.3 to 8.5 bar	0 to 3.5 bar	2 to 10 bar	2 to 10 bar	2 to 10 bar	0 to 10 bar



TEXTILE



BAKERY & OVENS

SERIES	R321E & R322E / R331E & R332E	R350B	R351K	R370E/R470E/R472E	R356B / R358B	R482E	R389E
TYPE	3/2 Way- Pilot Operated, Poppet Type, Solenoid Valve.	3/2 Way- NC Direct Acting, Namur Mounting Solenoid Valve.	3/2 Way- NC Direct Acting, Namur Based, Spring Return Solenoid Valve	3/2 & 4/2 Way Namur based Poppet Type Solenoid Valve	3/2 Way Midget Type, Direct Acting Solenoid Valve.	4 Way Manifold Mounted Solenoid Valves.	3 Way manifold mounted Redundant Solenoid Valves for extreme safety application.
FLOW DIAGRAM							
PRODUCTS							
FLOW DIAGRAM							
BODIES	Available in Aluminium LM-24 Diecast & BN / V Seats.	Available in Aluminium /CF8M BSP / NPT Buna Nitrile Seats.	Available in Pa6 30% Glass Filled & BN / V Seats.	Available in CF8/CF8M casted 1/4" with BN/V Seats.	Available in Brass forged 1/4".	Available in Extruded Aluminium HE-30 with BN Seat.	Available in Aluminium Bar Stock HE-30 with BN / Viton Seat.
SIZES	7mm (1/4") to 15mm (1/2") BSP(F) / NPT	2mm (1/4")	2.5mm (1/4") Buna Nitrile / Viton.	6mm (1/4")	6mm (1/4")	6mm (1/4") Outlet BSP(F) & NPT	15mm (1/2") Outlet BSP(F) & NPT
TEMPERATURE	-5°C to 80°C	-5°C to 140°C	-5°C to 80°C	Up to 80°C	Up to 80°C	-5°C to 80°C	-5°C to 80°C
FLUIDS	Air / Gas	Air / Gas	Air / Gas	Air	Air	Air / Gas	Air / Gas
COIL INSULATION	Class 'H'	Class 'H'	Class 'H'	Class 'H'	Class 'H'	Class 'H'	Class 'H'
VOLTAGE	220/230/240/110/48/24V 50/60Hz AC & 220/100/24 V DC.	220/230/240/110/48/24V 50/60Hz AC & 220/100/24 V DC.	220/230/240/110/48/24V 50/60Hz AC & 220/110/24 V DC.	220/230/240/110/48/24V 50/60Hz AC & 220/100/24 V DC.	220/230/240/110/48/24V 50/60Hz AC & 220/110/24 V DC.	220/230/240/110/48/24V 50/60Hz AC & 220/110/24 V DC.	220/230/240/120/110/48/24V 50/60Hz AC & 220/110/24 V DC.
PRESSURE	1.5 to 12 bar	0 to 7 bar	0 to 8 bar	2 to 10 bar	0 to 8 bar	0 to 12 bar	0 to 10 bar